



GENERAL PRACTICE ALERT STATE SITREP | 17.11.2023

LANCASHIRE & CUMBRIA DATA

GPAS STATUS

OPEL CONVERSION

CLINICAL ACTIVITY

RETURN RATE

AMBER

2

26/1000

49%

IMPORTANT FIGURES

489,511

MIN NUMBER OF PATIENTS COVERED BY AMBER + PRACTICES (1)

294,144

INDICATIVE NUMBER OF PATIENT CONTACTS IN GENERAL PRACTICE THIS WEEK (2)

LOCALITY DATA

GPAS STATUS

OPEL STATUS

CLINICAL ACTIVITY

RETURN RATES

Blackpool

3

24/1000

50%

Fylde & Wyre

1

24/1000

61%

Morecambe Bay

3

27/1000

56%

West Lancs

2

20/1000

73%

Greater Preston

2

25/1000

64%

Chorley & S. Ribble

1

27/1000

50%

East Lancs

2

22/1000

49%

Blackburn W/Darwen

3

39/1000

41%

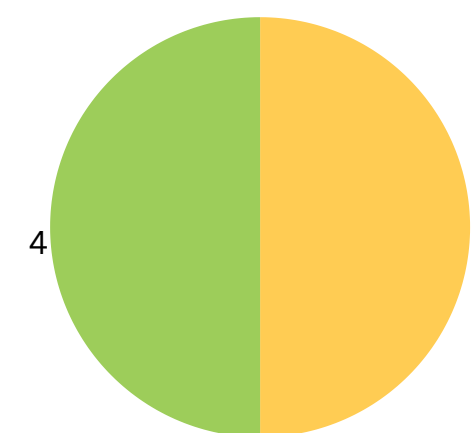
North Cumbria

3

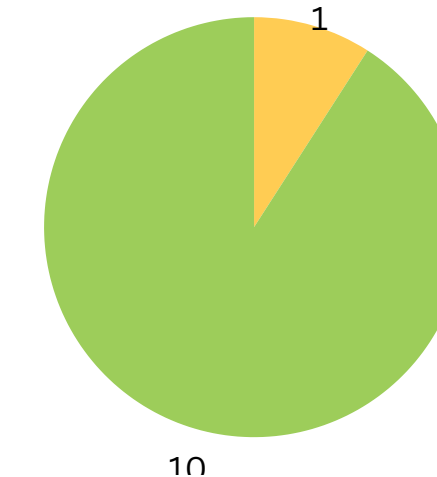
28/1000

44%

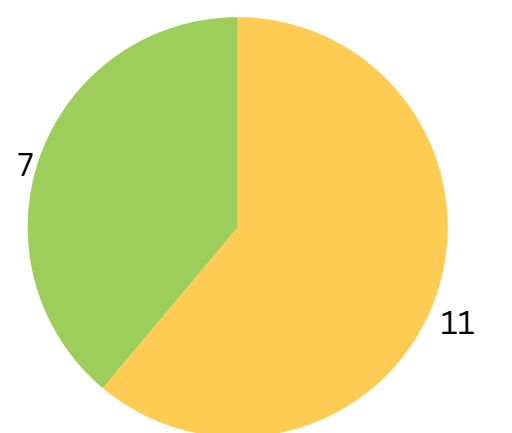
Blackpool



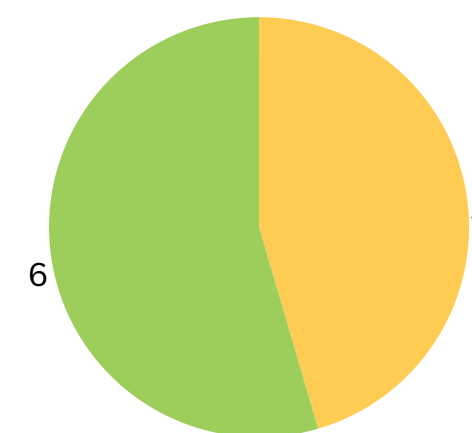
Fylde & Wyre



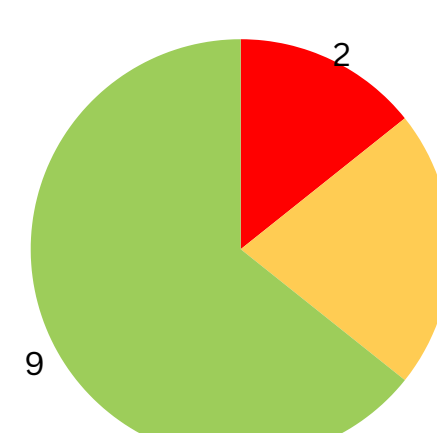
Morecambe Bay



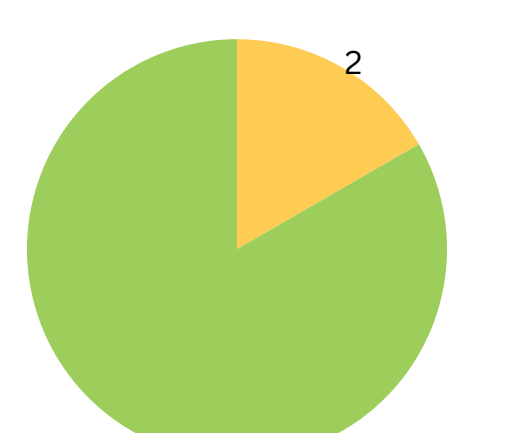
West Lancs



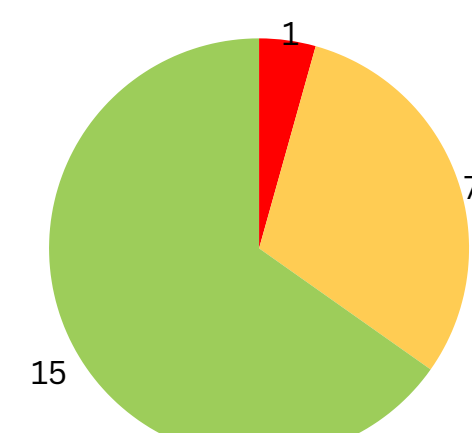
Greater Preston



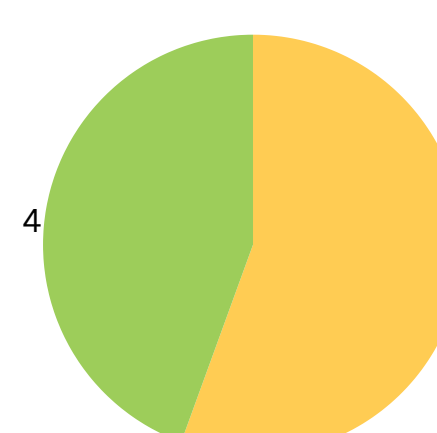
Chorley & S. Ribble



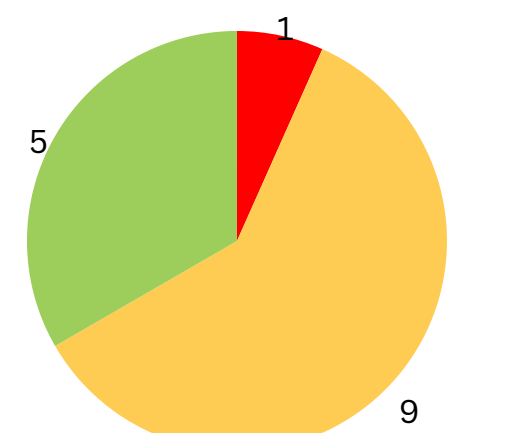
East Lancs



Blackburn W/Darwen



North Cumbria



A SELECTION OF THIS WEEK'S PRACTICE COMMENTS

We reached full capacity but referred patients to other services e.g. 111 and urgent care if they feel they needed to be seen on the day.





Staffing issues are a problem at the moment.

Marked Amber - practice reviewing capacity and demand model.

GPAS CHANGE SINCE LAST SITREP

	Last Week	This Week	Trend	Note
Blackpool	N/A		N/A	
Fylde & Wyre	N/A		N/A	
Morecambe Bay	N/A		N/A	
West Lancs	N/A		N/A	
Greater Preston	N/A		N/A	
Chorley & S. Ribble	N/A		N/A	
East Lancs	N/A		N/A	
Blackburn W/Darwen	N/A		N/A	
North Cumbria	N/A		N/A	

A QUICK GUIDE TO THE GPAS STATES

	BLACK	Practice will fail within one month. Urgent system intervention required.
	RED	Sustainable in the short term. Needs system support.
	AMBER	Sustainable in the medium term (6 months max). Probably needs system support.
	GREEN	Fully Sustainable.

LMC NOTE:

Thank you to all Practices that have submitted data. We are pleased to have reached 49% of Practices. We hope more Practices will submit their data to help us understand the pressures in General Practice so that we can present this to the wider system.

(1) This figure is accurate and is the sum of the list sizes submitting from those Practices registering as amber, Red and Black

(2) This figure is approximate and calculated by using the clinical activity figure for Lancashire & Cumbria multiplied by 5